



# North Carolina Society

*Sons of the American Revolution*

## Color Guard (Basic) Training

August 2020

# Color Guard



- Color Guard is made up of Compatriots who participate in SAR meetings/events properly uniformed as either Continental Soldiers/Sailors/Marines or Militiamen, or attired as American Revolution-era civilians.
- Visibly promote SAR objectives - Historical, Patriotic and Educational.
- It's important that a SAR Revolutionary War outfitted Color Guard be historically correct so as to not compromise these objectives.
- Color Guard is one of the most visible and effective SAR public relations tools.

# Chapter Color Guard

- Ideal minimum for Chapter Color Guard
  - Two Color Bearers to carry National Colors and Chapter SAR flag
  - Two riflemen as escorts
  - If only one man is available for an event, he should carry the Chapter SAR flag





# Getting Started – Revolutionary War Era Outfit

- Continental Army, Navy, or Marines
- State Militias and Navies
- Civilian



**Pick an outfit that honors your Patriot Ancestor**

# Getting Started – A Revolutionary War Era Outfit

- Continental Army uniform:
  - A tricorne hat
  - A blue coat with buff, red or white facing and trim.
  - For NC Continental, blue coat with light blue facing
  - White shirt and waistcoat
  - White or buff knee britches or fall-front trousers
  - Stockings and buckle shoes
  - A pair of white gloves






# Getting Started – A Revolutionary War Era Outfit

- Militia is less costly, more versatile - warm or cold weather
  - Tri-Corn or other period hat
  - Hunting frock/shirt
  - Period shirt
  - Long britches or fall-front trousers and a thick belt
  - Moccasins, plain black shoes with buckles, or hi-lo trekkers



# Getting Started – A Revolutionary War Era Outfit



- Other equipment: Knapp sack, canteen, hunting knife, cartridge box, powder horn, musket, tomahawk, bayonet, fife, drum, and other items as desired.
- Another consideration if a member is firing a black powder musket/rifle or is next to a Compatriot who is firing:
  - Only natural fiber fabrics or leather shall be worn.
  - Clothing shall not contain any gabardine, polyester or polyester like material that can easily melt.

**\$100 Uniform Reimbursement**  
**available for 1<sup>st</sup> time members**  
**who acquire a Revolutionary**  
**War outfit and participate in a**  
**Color Guard event**



# Getting Started – A Revolutionary War Era Outfit



## Some recognized vendors are:

- Townsends ([www.townsends.us](http://www.townsends.us))
- G. Gedney Godwin (<http://gggodwin-com.3dcartstores.com/>)
- C & D Jarnagin Co. (<http://jarnaginco.com/>)
- American Revolutionary Uniforms by Darlene Neuhaus (email: [dmneuhaus@peoplepc.com](mailto:dmneuhaus@peoplepc.com))
- Fugawee Historical Footwear (<https://www.fugawee.com/>)
- American Heritage Clothing (<http://www.colonialuniforms.com/>)
- Bethlehem Trading Post (<http://bethlehemtradingpost.com/>)
- Cobb Creek – Fine Clothing (<http://www.cobbcreek.com/clothing.htm>)



# **NC CG Policy – No Medals on Uniforms**

- The wearing of medals on uniforms is not in keeping with the tradition of the Revolutionary War era.
- The time and place for the wearing of such awards include on a blue blazer, tuxedo, dinner jacket or formal military uniform, dress mess, service whites, dress blues, but not when dressing out as an SAR Color Guardsmen.
- The official NC policy is not to wear medals, including the SAR neck ribbon. No insignia should be worn on any uniform that is not of the era being depicted. This includes name tags, SAR Blazer Insignia, and similar badges.

# Flags Carried by the SAR



- U.S. National Flag (50 stars, Grand Union, Hopkinson, 15 stars, etc.)
- Betsy Ross
- State Flag of Host State Society
- State Flags of other State Societies (In order of state's admission into Union)
- SAR Flags (state society flags first, chapter flags last)
- Other historical Revolution flags (Gadsden, Guilford, Mecklenburg Beehive, Bladen & Brunswick, etc.)



# Color Guard Commander

- **Chapter** Color Guard Commander
  - Is responsible for Chapter level commemorations and events
  - Ensures sufficient number of flags, flag bearers and riflemen escorts
  - Inspects uniforms, flags, weapons, and equipment of Guardsmen
  - Issues commands during ceremonies
- **State** Color Guard Commander and Adjutants are responsible for State level commemorations and events
- **National** Color Guard Commander, Vice Commander, and Adjutants are responsible for National level commemorations and events





## A portrait of a man in 18th-century military uniform. He has a serious expression, a high forehead with receding hair, and a mustache. He is wearing a dark coat with gold buttons and a white cravat. The background is dark and indistinct.

- 18 • CADET GRAY •
- The "Manual Exercise" for Infantry in 1802, from an edition of Steuben's *Regulations*, published in Boston. This remained the official manual at West Point until about 1812.

18 • CADET GRAY •

The "Manual Exercise" for Infantry in 1802, from an edition of Steuben's *Regulations*, published in Boston. This remained the official manual at West Point until about 1812.



# Basic Commands

- ***Color Guard, Attention.*** Color guard comes to attention with flags and firearms on the floor to their right.
- ***Carry Arms/Carry Firelocks.*** Flags and firearms are lifted into position so that they can be carried.
- ***Color Guard, Mark Time March.*** Color guard marches in place starting with the left foot so that tempo for subsequent commands can be established.
- ***Color Guard, Forward March.*** Color guard moves forward starting on their left foot.



# Basic Commands

- ***Color Guard, Mark Time March.***  
Front rank halts their forward progress and continues to march in place allowing for subsequent ranks to catch up to the final position if necessary.
- ***Color Guard, Halt.*** All marching ceases within two beats or steps.
- ***Color Guard, Left / Right Face.***  
Color guard faces appropriate direction to face the audience as ordered by the Commander.





# Basic Commands (continued)



- ***Present Colors***. All flags except National flags are dipped. Color bearers hold flags with right hand over left. Firelocks are brought to ***Present Arms/Firelocks*** position for pledges and the National Anthem.

# Basic Commands (continued)

- ***Color Bearers, About Face/Double Right Face.*** All color bearers will turn to the right 180 degrees toward the flag stands.
- ***Post the Colors.*** Color bearers place the flags in the flag stands and dress the flags appropriately. Color bearers are free to move forward and back one step as necessary. Musketeers continue to maintain the present arms position.
- ***Present Arms/Firelocks.*** Color bearers salute the posted Colors.
- ***Order Arms/Firelocks.*** All color guardsmen return to the attention position.
- ***Color Guard, Center Face.*** All color guard face the appropriate direction to move out of the room in single or double column.
- ***Color Guard, Post (or To Your Post).*** All color guard move to a previously designated location or post









# Proper Hand Salute

- The NSSAR adopted a recommended salute to be used at ceremonies based on the salute used by the Continental Army.
- To salute, raise your cover slightly over your head as depicted in the picture and render a slight bow of his head, then replace his cover.
- Formal salutes using muskets or swords are still allowed.
- At no time will a formal bow be considered acceptable.
- The general public may not recognize this salute. However, this is an opportunity to engage the general public to discuss this gesture in context of the American Revolution.



# Proper Sword Salute

- George Washington's General Order of 8 August 1777 described the way for officers to render a sword salute
- The sword salute has remained unchanged since 1777 as depicted in the Army Manual of Arms FM 3-21.5
- No bowing, genuflecting, or doffing of hat during a sword salute.





# Present Arms/Present Firelocks

- The **Present Arms/Present Firelocks** command follows the method and positioning taught by General Von Steuben to the Continental Army at Valley Forge typically used during flag presentations.
- At the command **Present Arms or Present Colors**, execute in two counts from **Right** or **Left Shoulder Arms**, twist the rifle with the left/right hand so that the trigger guard well is to the front, and move the rifle to a vertical position with the carrying handle about 4 inches. With your right foot, step back one-half distance as illustrated to the right.



# Other Considerations

- Color Guardsmen shall arrive at ceremonies/events at least 45 minutes prior to the designated start time to:
  - check in and have your name recorded in the CG Commander log,
  - receive assignments from the Color Guard Commander,
  - inspect uniforms and equipment,
  - perform weapons check, and
  - conduct a rehearsal/walk-through at the prerogative of the CG Commander.
- The Color Guard Commander's (or his designee) responsibility is to enforce all policies as much as practical; however, each Compatriot is ultimately responsible for his own health and safety including, but not limited to, obtaining the necessary liability insurance.
- It is the Compatriot's personal responsibility to be aware of their physical limitations and to excuse themselves from parades or events that will exceed their capabilities.



# Firing of Firelocks or Carrying Edged Weapons



- Follow the requirements in the ***SAR Color Guard Safety Policy and Procedures*** and the orders of your Color Guard Commander and/or designated Safety Officer
- Before carrying a weapon, working or non-functioning reproduction, at an SAR event:
  - **All Compatriots will be trained in the safe handling of that weapon even if they are not firing AND**
  - **The State Society/Chapter has liability insurance coverage for the event**

# Safety Officer



- A designated Safety Officer, who may be the CG Commander, must be present at every event where firing occurs.
- Inspects the assembly area, route of march, and ceremonial area and take such steps as might be appropriate to mitigate any existing hazards.
- Performs a musket safety check prior to any use of a weapon in a SAR Ceremony
- Ensures that the preferred distance of one hundred fifty (150) feet separates the participants in front of the Color Guard from the Color Guard.



# Firing of Firelocks



- Recognized training standards are:
  1. National Park Service Manual of Instruction for the Safe Use of Reproduction Flintlock Rifles & Muskets in Interpretive Demonstrations (1/21/2010)
  2. NRA NMLRA Basic Muzzle Loading Shooting Course
  3. An equivalent training course taught by an instructor who has been certified by the State Color Guard Commander
- There is no room for show-offs or egos during live fire activities.

# Carrying Edged Weapons

- All edged weapons shall NOT be sharpened. Any sharpened weapon will not be allowed at an SAR event.
- All edged weapons shall be kept in their scabbards until appropriate time for use.
- At no time shall edged weapons be pointed at an individual.
- Bayonets shall only be placed on muskets during outdoor ceremonies and parades.
- Spontoons, halberds and pikes shall always be carried in the upright position and only pointed at the ground during a salute.






# SAR Color Guard Medals

- Bronze Color Guard Medal
  - Must participate in at least 50% of the scheduled Color Guard activities for his State and/or Chapter in each of 3 years (does not need to be continuous)
  - NC Color Guardsman will be eligible for the Bronze Medal on/after the anniversary date of the first Color Guard event in which he participates.
- Silver Color Guard Medal for service at the District and National levels.
  - Must have the Bronze Color Guard Medal
  - Must participate in at least 3 District and/or National events in each of 3 years (do not need to be continuous)
- National Von Steuben Medal for Sustained Achievement in NSSAR Color Guard
  - Must serve at least 5 years after he has received the SAR Silver Color Guard Medal
  - Must participate in at least 25 National and/or District Color Guard events.



# Key Color Guard Guidance

- NC SAR Handbook, Vol 4, *Color Guard SOP*
  - See <https://www.ncssar.org/join/fees-dues/>
- NSSAR Color Guard Handbook and SAR Color Guardsman Magazine
  - See NSSAR Color Guard Committee website at <https://www.sar.org/committees/color-guard-committee/>



Originally titled *Yankee Doodle*, later known as *The Spirit of '76*  
by Archibald M. Willard,  
1836-1918  
National SAR 28909





# Color Guard

## The Face of the SAR



# Questions?



